



LAXMI CHARITABLE TRUST
SHRI CHINAI COLLEGE OF COMMERCE & ECONOMICS

Dr. S. Radhakrishnan Marg, Andheri (East), Mumbai-400 069

Accredited by NAAC with B Grade

CRITERION - IV	
KEY INDICATOR.	4.1. PHYSICAL FACILITIES
METRIC NO.	4.1.2

Average percentage of expenditure, excluding salary for infrastructure augmentation during last five years

**DETAILS OF BUDGET
ALLOCATION AND BUDGET
UTILIZED FOR
INFRASTRUCTURE
AUGMENTATION EXCLUDING
SALARY DURING THE
FINANCIAL YEAR**

2022-2023

PARVATHY GANESH
CHARTERED ACCOUNTANT

AUDIT REPORT

We have audited the attached Balance Sheet of **Shri Chinai College of Commerce and Economics –Degree Colleges** at 31st March 2023 and also the annexed Income and Expenditure Account of the said Account for the year ended on that date and report that:

- a) We have obtained all the information and explanations which to the best of our knowledge and belief were necessary for the purposes of our audit;
- b) Proper books of accounts as required by Law have been kept by the college as far as it appears from our examination of the books;
- c) The Balance Sheet and the Income and Expenditure Account dealt with by this report are in agreement with the books of accounts;
- d) In our opinion and to the best of our information and according to the explanations given to us, the said accounts give the information required and give a true and fair view:
 - i) In case of the Balance Sheet of the state of affairs of the said Account as at 31st March, 2023 and;
 - ii) In case of the Income and Expenditure Account, excess of income over expenditure of the said Account for the year ended on that date.

Parvathy Ganesh
Chartered Accountants

Parvathy

Parvathy Ganesh
Proprietor
Membership No.: 132282
Mumbai,
Dated: - 20th July, 2023
UDIN : 23132282BGRVFR4092



Shri Chinai College of Commerce and Economics
Degree College
Balance Sheet as on 31st March, 2023

2021-2022 Rs.	Funds and Liabilities	2022-2023 Rs.	2022-2023 Rs.	2021-2022 Rs.	Property and Assets	2022-2023 Rs.	2022-2023 Rs.
1,52,555	Reserve & Surplus Mumbai University reserve fund	1,52,555	1,52,555	5,20,066	FIXED ASSETS : (As per Schedule 'B')		4,64,419
					Investments		
					- Fixed Deposit with Central Bank of India F.D. No. 5207922072	10,00,000	
					- F.D. No. 3895153536	5,00,000	
					F.D. No. 5151664496	10,00,000	
					F.D. No. 5165607691	5,00,000	
				40,00,000	F.D. No. 5228734506	8,00,000	
3,30,665	Sundry Deposits and Creditors (As per Schedule 'A')		3,23,015	21,57,251	Term Deposit with Central Bank of India Laxmi Charitable Trust	8,00,000	46,00,000
							21,77,220
106,67,464	Income and Expenditure A/c Add: Surplus during the year	106,67,464		16,20,493	Current Assets, Loans & Advances		
		5,98,606	112,66,070		Loans And Advances (As per Schedule 'C')		15,07,335
				64,350	Deposits (As per Schedule 'D')		64,350
				27,88,523	Cash / Bank Balances (As per Schedule 'E')		29,28,316
111,50,684				117,41,640			117,41,640



Significant Accounting Policies (As per Schedule 'F').
As per our report of even date

Parvathy

Parvathy Ganesh
Proprietor
Membership No. : 132282
Mumbai
Dated

For Shri Chinai College of Commerce
and Economics

Incharge Principal



The above Balance Sheet to the best of my/our belief contains a
true account of the Funds and Liabilities and of the property and
assets of the trust

For Laxmi Charitable Trust

Arati Vasanji

Trustee

Shri Chinai College of Commerce and Economics
SCHEDULES OF BALANCE SHEET AS ON 31st March, 2023
Schedule 'A' of Sundry Deposits and Creditors

2021-2022	Government Scholarship Payable (Students)	2022-2023
99,865	Government Scholarship Payable (Students)	94,615
	Total A	94,615
	Student	Amount Rs.
35,850	Caution Money	35,850
59,750	Library deposit	52,550
1,35,200	Labortary Deposit	1,40,000
	Total B	2,28,400
3,30,665	Grand Total A+B	3,23,015

Schedule 'B' Fixed Assets :

2021-2022	Particular	Rate	WDV As on 1/4/2022	Additions during the year	Deduction during the year	Total	Depreciation	WDV as on 31/3/2023
5,49,077	Furniture and Fixture	10%	5,00,818	-	-	5,00,818	50,082	4,50,735
-	Library Books	100%	-	39,648	-	39,648	39,648	-
17,858	Computer	40%	10,715	-	-	10,715	4,286	6,429
10,039	CCTV	15%	8,533	-	-	8,533	1,280	7,253
5,76,974	Total		5,20,066	39,648	-	5,59,714	95,296	4,64,419



[Signature]
INCHARGE PRINCIPAL
SHRI CHINAI COLLEGE OF COMMERCE &
ECONOMICS ANDHERI (E), MUMBAI-400 069.

Shri Chinai College of Commerce and Economics

2021-2022	Schedule'C' Loans And Advances: As on 31st March 2023	2022-2023
16,20,493	Bachelor Of Management Studies	15,07,335
16,20,493		15,07,335
	Schedule'D' Deposits:	
2,770	Electricity Deposit A/c No 100462000	2,770
61,580	Electricity Deposit A/c No 102691206	61,580
64,350		64,350
	Schedule'E' Cash / Bank Balances:	
	Cash on Hand	
5,410	Petty Cash	405
	Balance with Banks	
1,37,058	Union Bank of India	1,31,808
22,82,421	Bank of Maharashtra	25,66,008
3,48,511	Central Bank of India A/c No 1170004525- Non-Salary a/c	2,14,980
6,685	Central Bank of India A/c No 1170004558- Salary a/c 2	6,685
8,438	Central Bank of India A/c No 1170241932- Exam a/c	8,430
27,88,523		29,28,316

Q



INCHARGE PRINCIPAL
SHRI CHINAI COLLEGE OF COMMERCE &
ECONOMICS ANDHERI (E), MUMBAI-400 069.

Shri Chinai College of Commerce and Economics

Details of Staff Salary

2021-2022	Particulars	2022-2023
46,50,400	Basic Pay - Teaching	48,31,600
9,83,600	Basic Pay - Admin	10,98,480
3,33,600	Basic Pay - Peon	5,06,080
7,200	C.L.A - Admin	7,200
6,000	C.L.A - Peon	19,350
10,800	C.L.A - Teaching	10,800
5,71,009	D.A. - Admin	6,74,093
6,75,395	D.A. - Peon	6,84,504
10,06,817	D.A. - Teaching	16,15,693
50,400	G.P. - Admin	37,800
53,400	G.P. - Peon	26,700
2,71,977	H.R.A - Admin	3,12,045
1,16,100	H.R.A. - Peon	1,56,396
11,75,073	H.R.A. - Teaching	13,04,532
9,600	T.A. Admin	41,800
9,600	T.A. Peon	23,400
64,800	T.A. Teaching	2,06,600
12,03,339	VII Pay Arr. Of Teaching staff	8,07,307
-	H.R.A.Arrears of Teaching Staff	35,100
-	H.R.A.Arrears of Non-Teaching Staff	6,111
1,10,280	D.A.Arrears of Teaching Staff	4,12,008
44,565	D.A.Arrears of Non-Teaching Staff	1,95,906
113,53,955	Total Salary	130,13,505



Parvathy Ganesh
Proprietor

Membership No. : 132282

Mumbai

Dated 20th July, 2023

For Shri Chinai College of
Commerce and Economics

Incharge Principal

For Laxmi Charitable Trust

Trustee



Schedule 'F'

Significant Accounting Policies & Notes to Accounts

1. Basis of Accounting

The accounts are prepared on the historical cost convention on the cash basis of accounting.

2. Fixed Assets

Fixed assets are stated at cost less depreciation till date.

3. Depreciation

a) Depreciation on Fixed Assets is provided on the written down value at rate specified in Income Tax Act 1961.

Furniture and Fixture	10%
Library Books	100%
Computer	40%

b) Depreciation on additions to assets is provided full in the year of purchase.

4. Expenses

House keeping Charges, Security Charges, Property Tax, Electricity Expenses, Telephone Charges, Water Charges are bifurcated between degree college and college on an appropriate basis as per student strength



Parvathy Ganesh
Proprietor
Membership No. : 132282
Mumbai
Dated 20th July, 2023

For Shri Chinai College of
Commerce and Economics

Incharge Principal



For Laxmi Charitable Trust

Arati Viscari

Trustee

PARVATHY GANESH
CHARTERED ACCOUNTANT

AUDIT REPORT

We have audited the attached Balance Sheet of **Shri Chinai College of Commerce and Economics – Unaided College** as at 31st March 2023 and also the annexed Income and Expenditure Account of the said Account for the year ended on that date and report that:

- a) We have obtained all the information and explanations which to the best of our knowledge and belief were necessary for the purposes of our audit;
- b) Proper books of accounts as required by Law have been kept by the college as far as it appears from our examination of the books;
- c) The Balance Sheet and the Income and Expenditure Account dealt with by this report are in agreement with the books of accounts;
- d) In our opinion and to the best of our information and according to the explanations given to us, the said accounts give the information required and give a true and fair view:
 - i) In case of the Balance Sheet of the state of affairs of the said Account as at 31st March, 2023 and;
 - ii) In case of the Income and Expenditure Account, excess of Income over Expenditure of the said Account for the year ended on that date.

Parvathy Ganesh
Chartered Accountant

Parvathy

Parvathy Ganesh
Proprietor
Membership No. :132282
Mumbai,
Dated: - 20th July, 2023
UDIN : 23132282BGRVFS6784



Shri Chinal College of Commerce and Economics
Unaided Courses
BMS, BBI, BAF, BFM
Balance Sheet as on 31st March, 2023

2021-2022 Rs.	Funds and Liabilities	2022-2023 Rs.	2022-2023 Rs.	2021-2022 Rs.	Property and Assets	2022-2023 Rs.	2022-2023 Rs.
50033038	Income and Expenditure A/c				FIXED ASSETS:		
2839144	Balance as per last Balance Sheet	528,72,182		37,98,575	(As per Schedule 'A')		33,32,014
	Add. Surplus during the year as per	50,88,449	579,60,632				
	Income and Expenditure Account						
	Student Deposit				Investments		
89250	Caution Money	84,600		257,85,320	Fixed / Term Deposits		290,06,935
148750	Library Deposit	97,800			(As per Schedule 'B')		
296200	Laboratory Deposit	2,83,800	4,66,200	230,47,637	Loans & Advances		
					Laxmi Charitable Trust		231,97,781
	Others Liabilities				Current Assets		
44623	Extra Fees	-			Cash and Bank Balances		
12,385	Duties & Taxes	-					
32,006	Security Deposit	32,006		39,338	Central Bank of India (1170021416)	1,13,798	
16,20,493	Degree College	15,07,335		34,799	Central Bank of India (1170023300)	91,675	
36,828	Exam Remuneration	46,066		24,40,147	HDFC	42,69,571	
2	G.S.T.	-	15,85,407	6,895	Cash In Hand	462	44,75,505
551,52,710			600,12,240	551,52,710			600,12,240

Significant Accounting Policies (As Per Schedule 'C')

As per our report of even date

The above Balance Sheet to the best of my/ our belief contains a true account of the Funds and Liabilities and of the property and assets of the trust.



Parvathy Ganesh
Proprietor
Membership No. : 132282
Mumbai
Dated 20th July, 2023

For Shri Chinal College of
Commerce & Economics

Incharge-Principal



For Laxmi Charitable Trust

Trustee

Shri Chinai College of Commerce and Economics

Unaided Courses

BMS,BBI,BAF,BFM

Income and Expenditure Account for the year 31st March 2023

2021-2022	Expenditure	2022-2023	2021-2022	Income	2022-2023
2,28,740	To Electricity Charges	4,61,448	86,20,000	By Tution fees	82,40,000
50,500	To Affiliation Fees	49,000	47,13,670	By Other Fees (As per schedule D)	50,30,305
30,646	To Printing and Stationery	1,92,297	1,97,021	By Mis. Income (As per schedule E)	2,73,383
2,29,946	To Repairs & Maintenance	4,83,911	12,97,657	By Interest on Fixed Deposit	16,42,354
39,772	To Property Tax	39,534	19,29,412	By Exam Fees (As per schedule F)	22,68,350
10,215	To Telephone Charges	11,104	2,38,398	By Sundry Balance w/off (As per schedule G)	2,35,999
62,82,987	To Staff Salary	67,38,313			
4,34,334	To House Keeping charges	5,87,478			
16,402	To Software Charges	2,714			
3,98,480	To Security Charges	4,41,429			
37,647	To Insurance Charges	19,470			
75,231	To Water Charges	19,972			
5,67,509	To Depreciation	5,17,391			
22,500	To Audit Fees	5,000			
31,59,439	To Repairs to Buildings	3,21,871			
8,29,316	To University Exp (As per schedule A)	10,63,309			
9,89,883	To Other Expenses (As per schedule B)	10,80,416			
6,82,763	To Exam Expenses (As per schedule C)	4,62,875			
25,703	To Library Expenses (As per schedule H)	29,410			
45,000	To I/C Principal Allowance	75,000			
28,39,144	To Excess of Income over Expenditure	50,88,449			
1,76,90,157		176,90,391	169,96,157		176,90,391

Significant Accounting Policies (As Per Schedule 'C')

As per our report of even date



Parvathy Ganesh
Proprietor

Membership No. : 132282

Mumbai

Dated 20th July 2023

For Shri Chinai College of
Commerce and Economics

Incharge-Principal

For Laxmi Charitable Trust

Anati Vissamji

Trustee




Shri Chinai College of Commerce & Economics - Unaided Courses
Schedule 'A' : Fixed Assets

Particular	Rate	WDV As on 1/4/2022		Addition	Total	Depreciation	WDV As on 31/03/2023
Furniture and Fixtures	10%	1775197		7,644	17,82,841	1,77,902	16,04,938
Equipments	15%	170556		7,300	1,77,856	26,131	1,51,725
Computer	40%	59326		-	59,326	23,730	35,596
Library Books	100%			35,886	35,886	35,886	-
C.C.T.V Camera	15%	259182		-	2,59,182	38,877	2,20,305
Building	10%	305643			3,05,643	30,564	2,75,079
Water Tank	15%	17049			17,049	2,557	14,492
Air Conditioner	15%	1211622		-	12,11,622	1,81,743	10,29,880
Total		37,98,575	-	50,830	38,49,405	5,17,391	33,32,014

Shri Chinai College of Commerce & Economics - Unaided Courses

Schedule 'B' : Fixed / Term Deposit's as on 31/03/2023

	Amount Rs.
Fixed Deposit No.50300491558963	20,00,000
Fixed Deposit No.50300306288316	25,08,935
Fixed Deposit No.50300659952926	70,00,000
Fixed Deposit No.50300659954030	50,00,000
Fixed Deposit No.50300599320511	20,00,000
Fixed Deposit No.50300409424204	20,00,000
Fixed Deposit No.50300424744482	10,00,000
Fixed Deposit No.50300433765592	15,00,000
Fixed Deposit No.50300507771011	10,00,000
Term Deposit	50,00,000
Total Rs	290,08,935



[Signature]
INCHARGE PRINCIPAL
SHRI CHINAI COLLEGE OF COMMERCE &
ECONOMICS ANDHERI (E), MUMBAI-400 069.

Shri Chinai College of Commerce & Economics - Unaided Courses

2021-2022	UNIVERSITY EXP - Schedule A , as on 31/03/2023	2022-2023
6,82,548	To University share of Exam Fees	7,47,155
8,640	To University share of Disaster Relief Fund	8,220
8,620	To University share of E Charges	8,220
43,100	To University share of E Suvidha	41,100
20,688	To University share of Gymkhana Fees	49,320
14,000	To University share of Marksheet	28,400
8,620	To University share of National Service Scheme	8,220
25,860	To University share of Sports & Cultural Activities	19,728
-	To University share of Enrolment / Eligibility Fees	60,574
-	To University share of Convocation Fees	71,000
-	To University share of Student Welfare Fund	4,932
17,240	To University share of Vice Chancellor's Fund	16,440
8,29,316	TOTAL	10,63,309

2021-2022	Other Expenses- Schedule B , as on 31/03/2023	2022-2023
7,67,455	To Professional Fees	7,62,717
23,944	To Remuneration - Stock Market courses	25,424
20,803	To Conveyance	13,245
1,30,344	To Miscellaneous Expenses	1,80,937
16,913	To Bank charges	4,558
-	To Sports & Gymkhana Exp.	66,209
-	To University Exam Exp.	1,788
395	To Postage	362
4,650	To Computer Exp.	6,350
8,951	To Administration Charges - EPF	8,546
11,828	To Student Activities	9,040
4,600	To Seminar Exp.	1,240
9,89,883	TOTAL	10,80,416

2021-2022	Exam Expenses - Schedule C , as on 31/03/2023	2022-2023
1,42,454	To FY/SY Exam Expenses	98,487
5,40,309	To Exam Remuneration	3,64,388
6,82,763	TOTAL	4,62,875




INCHARGE PRINCIPAL
 SHRI CHINAI COLLEGE OF COMMERCE &
 ECONOMICS ANDHERI (E), MUMBAI-400 0

Shri Chinai College of Commerce & Economics - Unaided Courses

2021-2022	OTHER FEES - Schedule D, as on 31/03/2023	2022-2023
1,72,400	By Admission Processing Fees	1,64,600
3,42,000	By Computer fees/Practicals	3,04,000
21,550	By Alumni Fees	20,575
17,240	By Vice Chancellors Fees	16,460
1,79,125	By Other Fees & Extra Curricular Activities	2,05,750
2,68,600	By Gymkhana fees	3,29,200
43,100	By ID / Library Card Fees	41,150
2,85,500	By Industrial visit fees	4,11,500
2,91,000	By Laboratory fees	3,04,000
3,40,200	By Library fees	3,86,700
57,100	By Magazine Fees	82,300
1,94,500	By Project fees	1,95,500
-	By Enrolment fees	58,080
3,94,625	By Development Fees	4,11,500
17,240	By Group Insurance	16,460
2,15,500	By Utility Fees	2,05,750
28,550	By Student Welfare	41,150
25,860	By Sports & Cultural	24,690
17,240	By E-Charges	16,460
8,620	By D.R. Fees	8,230
17,24,000	By Other Activity Fees	16,46,000
8,620	By National Service Scheme	8,230
-	By N.R.I. Student Fees	90,870
43,100	By E- Suvidha Fees	41,150
47,13,670	TOTAL	50,30,305

2021-2022	MISC. INCOME - Schedule E, as on 31/03/2023	2022-2023
1,000	By Admission Cancellation Charges	868
-	By Misc Fees	600
3,900	By Document Verification Fees	3,000
-	By Document Attestation Charges	300
-	By College Fines	13,300
41,393	By Transcript/ T.C./ Migration	54,200
18,680	By Sale of Scrap	25,775
19,210	By National Conference	-
-	By International Conference	4,132
-	By Alumni Student Registration Fees	3,900
10,400	By Duplicate Marksheet	8,500
-	By Duplicate I/D	2,600
2,100	By Eligibility Fee	-
12,712	By Rental Income	72,000
27,542	By Stock Market Courses Fees	36,017
2,600	By Bonafide Fees	2,200
160	By Library Fine	1,102
16,930	Extra Fees	-
28,674	By Sales of Admission Forms	30,600
-	By NOC	1,200
11,721	By Mis. Income	13,089
1,97,022	TOTAL	2,73,383



INCHARGE PRINCIPAL
SHRI CHINAI COLLEGE OF COMMERCE &
ECONOMICS ANDHERI (E), MUMBAI-400 069.

Shri Chinai College of Commerce & Economics - Unaided Courses

2021-2022	EXAM FEES - Schedule F , as on 31/03/2023	2022-2023
17,80,548	By Exam Fees	19,49,687
70,000	By Convocation Fees	71,250
78,864	By F.Y./S.Y.ATKT Fees	2,47,413
19,29,412	TOTAL	22,68,350

2021-2022	Sundry Balance w/off - Schedule G , as on 31/03/2023	2022-2023
44,700	By Caution Money - 2019- 2020	44,250
74,500	By Library Deposit - 2019 - 2020	73,750
1,19,200	By Laboratory Deposit - 2019 - 2020	1,18,000
-2	By Round off Bal.	-1
2,38,398	TOTAL	2,35,999

2021-2022	Library Expenses - Schedule H , as on 31/03/2023	2022-2023
599	To Reading Room	-
25,104	To I/D & Library card Expenses	29,410
25,703	TOTAL	29,410



a



INCHARGE PRINCIPAL
 SHRI CHINAI COLLEGE OF COMMERCE &
 ECONOMICS ANDHERI (E), MUMBAI-400 069.

Shri Chinal College of Commerce and Economics

Degree College

Income and Expenditure Account for the year ended 31st March, 2023

2021-2022 Rs.	Expenditure	2022-2023 Rs.	2021-2022	Income	2022-2023 Rs.
113,53,955	To Staff Salary	130,13,505	113,53,955	By Salary Grants	130,13,505
84,759	To Miscellaneous Expenditure (As per Schedule B)	20,079	2,91,200	By Tuition fees	2,84,000
4,05,703	To University Exp (As per Schedule A)	4,33,587	60,800	By Gymkhana fees	71,000
1,16,127	To Electricity charges	1,98,805	47,400	By Project Fees	47,600
31,768	To Water Charges	8,604	60,800	By Library fees	71,000
3,35,400	To Salary on clock hour basis & Contract basis	3,63,000	18,200	By ID/Library Card Fees	17,750
18,480	To Computer maintenance/ Expenses	32,375	57,400	By T.C./Transcript fees/Migration Fees	52,600
10,710	To Printing and Stationery	31,988	4,100	By Sale of Admission Forms	9,900
39,688	To Repairs & Maintance	24,774	91,000	By Utility Fees	88,750
2,89,243	To Exam. Exp.(As per Schedule C)	2,19,891	24,400	By Magazine Fees	35,500
18,352	To Library Exp.(As per Schedule D)	29,162	76,000	By Extracurricular Activities Fees & Other Fee	88,750
8,935	To Student Activities (As per Schedule E)	4,725	9,58,294	By Exam Fees	8,40,995
4,500	To Affilation Fees	6,000	40,425	By Miscellaneous Income (As per Schedule F)	60,181
16,794	To Property Tax	17,032	83,170	By FY/SY Bcom. ATKT Fees	2,66,786
5,962	To Telephone expenses	4,784	1,90,500	By Computer Practical	1,75,500
1,37,400	To Salary on Visiting Faculty	1,91,400	7,280	By E Charges	7,100
22,500	To Audit Fees	-	1,67,000	By Development Fees	1,77,500
9,500	To Website Expenses	9,500	72,800	By Admission Processing Fees	71,000
1,83,408	To House Keeping Charges	2,58,857	1,10,511	By Bank Interest on FDR.	1,06,802
1,68,267	To Security Charges	1,90,179	18,200	By E Suvridha Fees	17,750
-	To Sports & Gymkhana	23,850	242	By Bank Interest	205
84,102	To Depreciation	95,296	7,280	By Group Insurance	7,100
			31,750	By Convocation Fees	29,250
			3,640	By Disaster Relief Fees	3,550
			9,100	By Alumni Fees	8,875
			10,920	By University Sports & Cultural Activities Fees	10,650
			1,01,600	By Laboratory fees	93,800
			7,280	By Vice Chancellors fees	7,100
			12,200	By Student Welfare fees	17,750
			86,000	By Sundry Balance w/off	90,400
			3,640	By National Service Scheme	3,550
6,60,234	To Excess of income over expenditure	5,98,606			
140,06,787		157,75,999	140,06,787		157,75,999

Significant Accounting Policies (As per Schedule 'F').
As per our report of even date



Parvathy
Parvathy Ganesh
Proprietor
Membership No. : 132282
Mumbai
Dated

For Shri Chinal College of Commerce
and Economics

[Signature]
Incharge Principal



For Laxmi Charitable Trust

[Signature]
Trustee

Shri Chinai College of Commerce and Economics			
2021-2022	UNIVERSITY EXP. (Schedule A)	2022-2023	
3,05,197	To University Share of College Exam Fees	✓ 3,25,187	
3,640	To E Charges - University Share	✓ 3,550	
18,200	To E Suvidha - University Share	✓ 17,750	
31,750	To Convocation Fee - University Share	✓ 29,250	
8,736	To Annual Sport Cont. - University Share	✓ 8,520	
10,920	To Sports & Cultural Activities - University Share	✓ 21,300	
3,640	To Disaster Relief Fund - University Share	✓ 3,550	
-	To Student welfare Fund - University Share	✓ 2,130	
7,280	To Vice Chancellor's Fund - University Share	✓ 7,100	
12,700	To Statement of Marks - University Share	✓ 11,700	
3,640	To National Service Scheme - University Share	✓ 3,550	
4,05,703			4,33,587
2021-2022	Miscellaneous Expenditure (Schedule B)	2022-2023	
928	To Bank charges	✓ 2,173	
8,590	To Insurance Charges	✓ 8,378	
65,491	To Notice Pay	-	
4,026	To Conveyance	✓ 4,869	
-	To Seminar	1,000	
5,253	To Miscellaneous Expenditure	✓ 3,013	
471	To Postage and Revenue Stamp	✓ 646	
84,759			20,079
2021-2022	Exam Expenses (Schedule C)	2022-2023	
61,451	To FY/SY B.Com Exam Expenses	78,075	
2,27,792	To Exam Remuneration	1,41,816	
2,89,243			2,19,891
2021-2022	Library EXP. (Schedule D)	2022-2023	
10,704	To VD & Lib. Card Expenses	✓ 12,682	
7,648	To Reading Room (Newspapers etc)	✓ 16,480	
18,352			29,162
2021-2022	Students activities EXP. (Schedule E)	2022-2023	
8,935	To Students activities	✓ 4,725	✓ 4,725
8,935			
2021-2022	Miscellaneous Income (Schedule F) As on 31/03/2023	2022-2023	
31,292	Miscellaneous Income	✓ 44,917	
200	Document Attestation Fees	✓ 150	
2,400	Enrolment Form	✓ 2,620	
33	Library Fine	✓ 877	
-	College Fine	✓ 500	
-	Document Verification Fees	✓ 3,825	
5,000	Search Fees	✓ 4,500	
1,500	Admission Cancellation Charges	✓ 2,792	
40,425			60,181



INCHARGE PR
SHRI CHINAI COLLEGE O
ECONOMICS ANDHERI (E).

Shri Chinal College of Commerce & Economics - Unaided Courses

Schedule 'C' :

Significant Accounting Policies & Notes to Accounts

1. Basis of Accounting

The accounts are prepared on the historical cost convention on the cash basis of accounting.

2. Fixed assets


Fixed Assets are stated at cost

Depreciation provided at rate specified in Income Tax Act 1961 Following rates:

Furniture and Fixtures	10%
Equipments	15%
Library Books	100%
Computer	40%
C.C.T.V. Camera	15%
Building	10%
Water Tank	15%
Air Conditioner	15%

3. Expenses


House keeping Charges , Security Charges , Property Tax ,Electricity Expenses, Telephone Charges, Water Charges are bifurcated between degree college and BMS college on an appropriate basis as per student strength



Parvathy Ganesh
Proprietor
Membership No. : 132282
Mumbai

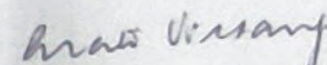
Dated 20th July, 2023

For Shri Chinal College of
Commerce & Economics


Incharge-Principal

For Laxmi Charitable Trust




Trustee

SHRI CHINAI COLLEGE OF COMMERCE & ECONOMICS
Andheri (East), Mumbai- 400069

2022-2023				
Assigned budget on academic facilities	Self Finance	Degree College		
Fees	Amount	Amount	Total Amount	
Extra-Curricular Activities	205,750	88,750	294,500	
Gymkhana Fees	329,200	71,000	400,200	
Total Budget	534,950	159,750	694,700	
Expenditure incurred on Maintance of academic facilities				
	Self Finance	Degree College		
Expensess	Amount	Amount	Total Amount	
Repairs & Maintance	483,911	24,774	508,685	
Expenditure incurred on Maintance of Physical facilities				
Expensess	Amount	Amount	Total Amount	
Sports	66209	0	66,209	
Computer Exp.	6,350	32,375	38,725	
Cultural Activities	9,040	4,725	13,765	
Website Exp.	-	9,500	9,500	
Total	81,599	46,600	128,199	636,884
Net Amount	0	0	57,816	



2022-2023			
Budget allocated for Infrastructure augmentation	Self Finance	Degree College	
	Amount	Amount	Total Amount
Development Fees	411,500	177,500	589,000
Budget utilized for infrastructure development	Self Finance	Degree College	
	Amount	Amount	Total Amount
Equipment	7,300	-	7,300
CCTV	-	-	-
Furniture & Fixture	7,644		
Air Condition	-	-	-
Computer	-	-	-
	14,944	-	14,944



2022-2023			Self Finance	Degree College	
No. of Important Equipment purchase during the year			No.	No.	Total No.
Computer			0	0	0
Equipment			0	1	1
Furniture & Fixture			0	0	0
A.C.			0	0	0
CCTV			0	0	0
TOTAL No.			0	0	0
			0	1	1
Value of equipment purchase during the year			Amount	Amount	Total Amount
Computer			0	0	0
Equipment			0	0	0
Furniture & Fixture			0	0	0
A.C.			0	0	0
CCTV			0	0	0
			0	0	0

Total Expenditure Excluding Salary				
2022-2023		Self Finance	Degree College	Total Amount
Expenses		5,863,629	2,163,888	8027517
Capitalized		14944	27195	42139
Total Expenditure		5878573	2191083	8069656



[Signature]
I/C Principal